

2015 AUSTRALIAN SUPERBIKE CHAMPIONSHIP



Round 2 Morgan Park Raceway April 11 & 12



CLUB CHALLENGE FORMULA 3

Race 2

Date: 12/04/15
Event: R06
Weather: Sunny - Temp: 22.2C
Track: Dry - Temp: 32.0C

Started at: 10:15:10
Laps: 8
Starters: 14
Printed at: 10:31

PROVISIONAL CLASSIFICATION

Pos	No	Gr	Name	Machine	Laps	Race Time	Behind	Fastest Lap	On Lap	Top Speed
1	4	D	Tony CARROLL (QLD) / carrollraceteam.com	Honda VFR 450	8	11:48.653		1:26.889	6	169
2	7		Michael WEBB (QLD) / The Mojo Webb Band	Honda VFR 400	8	11:51.061	2.408	1:27.626	8	164
3	63		Mark GORDON (QLD) / M-cycle MAD Mechanical & Dyno / Mick's Bike & Car Tyres Centre	Suzuki SV 650	8	11:51.679	3.026	1:27.795	6	171
4	22	D	Glenn CHANDLER (QLD)	Honda CBRR 250	8	11:59.411	10.758	1:28.655	4	153
5	33	C	Michael PILLINGER (QLD) / www.bugoffscreens.com.au / Bugoff Retractable Inset Screens	Suzuki SV 650	8	12:14.753	26.100	1:29.881	2	159
6	51		John CARPENTER (QLD)	Honda RVFR 400	8	12:29.338	40.685	1:31.665	8	163
7	36		Keith HOARE (QLD) / Unreal Plates / WTW Customs	Hyosung GT 650	8	12:29.591	40.938	1:32.480	3	162
8	14		Michael BUSHELL (QLD)	Honda CBRR 250	8	12:30.031	41.378	1:32.316	8	151
9	41	A	John NAFFA (QLD) / Tyres for Bikes	Honda CBRR 250	8	12:33.557	44.904	1:32.464	7	145
10	741		John WATTON (QLD)	Suzuki RGV 250	8	12:41.774	53.121	1:33.613	4	157
11	73		Gary DICKSON (QLD) / TeamTiger.com.au	Honda CBRR 250	8	12:48.983	1:00.330	1:34.143	4	153
12	45		Damien HOARE (QLD) / Unreal Plates / WTW Customs / dirtyhoaremotorsport.weebly.com	Hyosung GT 650	8	12:56.930	1:08.277	1:34.143	3	162
13	88		John FERRARO (QLD) / M-cycle MAD Mechanical & Dyno / Mick's Bike & Car Tyres Centre	Suzuki SV 650	8	13:17.199	1:28.546	1:36.154	2	164
DNF	67		Peter IWERS (QLD)	Honda CBRR 250	7	11:07.514	1 Lap	1:32.370	6	149

Fastest Lap was 1:26.889 by Tony CARROLL (QLD)

Current race lap record for F3 class - 1:22.646 by Joseph SALTER (QLD) on a Suzuki SV 600 set on 01/08/14

The results are provisional until the end of the time limit for protests and appeals.


*** Riders 88 (John FERRARO (QLD)), 67 (Peter IWERS (QLD)), and 45 (Damien HOARE (QLD)) - 10 second penalties imposed by Clerk of Course for jumped starts ***

Chief Time Keeper - Scott Laing

Clerk of Course - Tom Williams



Computime Race Timing Systems Pty Ltd © 1996
Licensed to Computime Race Timing Systems
www.computime.com.au
COMPUTIME RACE TIMING SYSTEMS PTY LTD
9 Timber Lane, Glen Waverley, Vic 3150. Ph : 0418 17 13 17
E-mail : scott@computime.com.au



2015 AUSTRALIAN SUPERBIKE CHAMPIONSHIP



Round 2 Morgan Park Raceway April 11 & 12



CLUB CHALLENGE FORMULA 3

Race 2

Date: 12/04/15
Event: R06
Weather: Sunny - Temp: 22.2C
Track: Dry - Temp: 32.0C

Started at: 10:15:10
Laps: 8
Starters: 14
Printed at: 10:31


PROVISIONAL LAP TIMES

No	Name	Lap 1	Lap 2	Lap 3	Lap 4	Lap 5	Lap 6	Lap 7	Lap 8
4	Tony CARROLL (QLD)	1:33.477	1:27.473	1:28.151	1:28.520	1:28.505	1:26.889	1:28.011	1:27.627
7	Michael WEBB (QLD)	1:32.969	1:27.831	1:28.290	1:28.454	1:28.552	1:28.698	1:28.641	1:27.626
14	Michael BUSHELL (QLD)	1:40.227	1:32.401	1:32.780	1:33.406	1:32.602	1:32.996	1:33.303	1:32.316
22	Glenn CHANDLER (QLD)	1:36.036	1:29.177	1:28.721	1:28.655	1:29.289	1:29.182	1:28.793	1:29.558
33	Michael PILLINGER (QLD)	1:35.799	1:29.881	1:29.956	1:30.359	1:31.401	1:30.885	1:33.586	1:32.886
36	Keith HOARE (QLD)	1:39.132	1:32.883	1:32.480	1:33.281	1:33.196	1:32.894	1:33.087	1:32.638
41	John NAFFA (QLD)	1:40.865	1:32.668	1:32.657	1:33.551	1:33.694	1:32.734	1:32.464	1:34.924
45	Damien HOARE (QLD)	1:43.348	1:34.157	1:34.143	1:34.336	1:35.478	1:36.041	1:34.613	1:34.814
51	John CARPENTER (QLD)	1:39.076	1:32.181	1:33.087	1:33.261	1:33.080	1:33.278	1:33.710	1:31.665
63	Mark GORDON (QLD)	1:33.966	1:28.282	1:28.656	1:28.371	1:28.443	1:27.795	1:27.958	1:28.208
67	Peter IWERS (QLD)	1:40.015	1:32.517	1:32.823	1:34.037	1:32.986	1:32.370	1:32.766	
73	Gary DICKSON (QLD)	1:43.884	1:34.689	1:34.505	1:34.143	1:34.890	1:35.849	1:35.282	1:35.741
88	John FERRARO (QLD)	1:44.468	1:36.154	1:37.306	1:37.139	1:36.929	1:37.483	1:39.852	1:37.868
741	John WATTON (QLD)	1:43.731	1:34.752	1:34.346	1:33.613	1:33.891	1:34.031	1:33.651	1:33.759

The results are provisional until the end of the time limit for protests and appeals.


*** Riders 88 (John FERRARO (QLD)), 67 (Peter IWERS (QLD)), and 45 (Damien HOARE (QLD)) - 10 second penalties imposed by Clerk of Course for jumped starts ***


Chief Time Keeper - Scott Laing


Clerk of Course - Tom Williams



Computime Race Timing Systems Pty Ltd © 1996
Licensed to Computime Race Timing Systems
www.computime.com.au
COMPUTIME RACE TIMING SYSTEMS PTY LTD
9 Timber Lane, Glen Waverley, Vic 3150. Ph : 0418 17 13 17
E-mail : scott@computime.com.au



2015 AUSTRALIAN SUPERBIKE CHAMPIONSHIP



Round 2
Morgan Park Raceway

PRESENTED BY



April 11 & 12

CLUB CHALLENGE FORMULA 3

Race 2

Date: 12/04/15
Event: R06
Weather: Sunny - Temp: 22.2C
Track: Dry - Temp: 32.0C

Started at: 10:15:10
Laps: 8
Starters: 14
Printed at: 10:31

PROVISIONAL FASTEST LAPS SEQUENCE

Lap	Race Pos	No	Name	Machine	Fastest Lap	On Lap
1	1	7	Michael WEBB (QLD)	Honda VFR 400	1:32.969	1
2	1	7	Michael WEBB (QLD)	Honda VFR 400	1:27.831	2
2	2	4	Tony CARROLL (QLD)	Honda VFR 450	1:27.473	2
6	1	4	Tony CARROLL (QLD)	Honda VFR 450	1:26.889	6

The results are provisional until the end of the time limit for protests and appeals.

*** Riders 88 (John FERRARO (QLD)), 67 (Peter IWERS (QLD)), and 45 (Damien HOARE (QLD)) - 10 second penalties imposed by Clerk of Course for jumped starts ***

Chief Time Keeper - Scott Laing

Clerk of Course - Tom Williams




Computime Race Timing Systems Pty Ltd © 1996
Licensed to Computime Race Timing Systems

www.computime.com.au

COMPUTIME RACE TIMING SYSTEMS PTY LTD

9 Timber Lane, Glen Waverley, Vic 3150. Ph : 0418 17 13 17

E-mail : scott@computime.com.au



2015 AUSTRALIAN SUPERBIKE CHAMPIONSHIP



Round 2
Morgan Park Raceway
April 11 & 12



CLUB CHALLENGE FORMULA 3

Race 2

Date: 12/04/15
 Event: R06
 Weather: Sunny - Temp: 22.2C
 Track: Dry - Temp: 32.0C

Started at: 10:15:10
 Laps: 8
 Starters: 14
 Printed at: 10:31

PROVISIONAL LAP SHEET

No	Lap Time	Gap	No	Lap Time	Gap	No	Lap Time	Gap	No	Lap Time	Gap	No	Lap Time	Gap
Lap 1			741	1:34.752	17.683	67	1:34.037	21.848	36	1:32.894	30.851	63	1:28.208	3.026
7	1:32.969		73	1:34.689	17.773	41	1:33.551	22.197	51	1:33.278	30.948	22	1:29.558	10.758
4	1:33.477	.508	88	1:36.154	19.822	45	1:34.336	28.440	14	1:32.996	31.397	33	1:32.886	26.100
63	1:33.966	.997	Lap 3			741	1:33.613	28.898	67	1:32.370	31.733	51	1:31.665	40.685
33	1:35.799	2.830	7	1:28.290		73	1:34.143	29.677	41	1:32.734	33.154	36	1:32.638	40.938
22	1:36.036	3.067	4	1:28.151	.011	88	1:37.139	37.523	741	1:34.031	41.349	14	1:32.316	41.378
51	1:39.076	6.107	63	1:28.656	1.814	Lap 5			45	1:36.041	44.488	41	1:34.924	44.904
36	1:39.132	6.163	22	1:28.721	4.844	7	1:28.552		73	1:35.849	44.945	741	1:33.759	53.121
67	1:40.015	7.046	33	1:29.956	6.546	4	1:28.505	.030	88	1:37.483	56.464	45	1:34.814	58.277
14	1:40.227	7.258	51	1:33.087	15.254	63	1:28.443	1.622	Lap 7			73	1:35.741	1:00.33
41	1:40.865	7.896	36	1:32.480	15.405	22	1:29.289	5.782	4	1:28.011		88	1:37.868	1:18.54
45	1:43.348	10.379	67	1:32.823	16.265	33	1:31.401	11.300	7	1:28.641	2.409			
741	1:43.731	10.762	14	1:32.780	16.318	51	1:33.080	24.589	63	1:27.958	2.445			
73	1:43.884	10.915	41	1:32.657	17.100	36	1:33.196	24.876	22	1:28.793	8.827			
88	1:44.468	11.499	45	1:34.143	22.558	14	1:32.602	25.320	33	1:33.586	20.841			
Lap 2			741	1:34.346	23.739	67	1:32.986	26.282	36	1:33.087	35.927			
7	1:27.831		73	1:34.505	23.988	41	1:33.694	27.339	67	1:32.766	36.488			
4	1:27.473	.150	88	1:37.306	28.838	741	1:33.891	34.237	51	1:33.710	36.647			
63	1:28.282	1.448	Lap 4			45	1:35.478	35.366	14	1:33.303	36.689			
22	1:29.177	4.413	7	1:28.454		73	1:34.890	36.015	41	1:32.464	37.607			
33	1:29.881	4.880	4	1:28.520	.077	88	1:36.929	45.900	741	1:33.651	46.989			
51	1:32.181	10.457	63	1:28.371	1.731	Lap 6			45	1:34.613	51.090			
36	1:32.883	11.215	22	1:28.655	5.045	4	1:26.889		73	1:35.282	52.216			
67	1:32.517	11.732	33	1:30.359	8.451	7	1:28.698	1.779	88	1:39.852	1:08.30			
14	1:32.401	11.828	51	1:33.261	20.061	63	1:27.795	2.498	Lap 8					
41	1:32.668	12.733	36	1:33.281	20.232	22	1:29.182	8.045	4	1:27.627				
45	1:34.157	16.705	14	1:33.406	21.270	33	1:30.885	15.266	7	1:27.626	2.408			

The results are provisional until the end of the time limit for protests and appeals.


*** Riders 88 (John FERRARO (QLD)), 67 (Peter IWERS (QLD)), and 45 (Damien HOARE (QLD)) - 10 second penalties imposed by Clerk of Course for jumped starts ***

Scott Laing
 Chief Time Keeper - Scott Laing

Tom Williams
 Clerk of Course - Tom Williams



Computime Race Timing Systems Pty Ltd © 1996
 Licensed to Computime Race Timing Systems
www.computime.com.au
COMPUTIME RACE TIMING SYSTEMS PTY LTD
 9 Timber Lane, Glen Waverley, Vic 3150. Ph : 0418 17 13 17
 E-mail : scott@computime.com.au



2015 AUSTRALIAN SUPERBIKE CHAMPIONSHIP



Round 2
Morgan Park Raceway
April 11 & 12



CLUB CHALLENGE FORMULA 3

Race 2

Date: 12/04/15
 Event: R06
 Weather: Sunny - Temp: 22.2C
 Track: Dry - Temp: 32.0C

Started at: 10:15:10
 Laps: 8
 Starters: 14
 Printed at: 10:31

PROVISIONAL LAP CHART

Grid	1	2	3	4	5	6	7	8
4	7	7	7	7	7	4	4	4
63	4	4	4	4	4	7	7	7
7	63	63	63	63	63	63	63	63
22	33	22	22	22	22	22	22	22
33	22	33	33	33	33	33	33	33
51	51	51	51	51	51	36	36	51
67	36	36	36	36	36	51	67	36
36	67	67	67	14	14	14	51	14
14	14	14	14	67	67	67	14	41
41	41	41	41	41	41	41	41	741
45	45	45	45	45	741	741	741	45
741	741	741	741	741	45	45	45	73
88	73	73	73	73	73	73	73	88
73	88	88	88	88	88	88	88	

The results are provisional until the end of the time limit for protests and appeals.


*** Riders 88 (John FERRARO (QLD)), 67 (Peter IWERS (QLD)), and 45 (Damien HOARE (QLD)) - 10 second penalties imposed by Clerk of Course for jumped starts ***

Scott Laing
 Chief Time Keeper - Scott Laing

Tom Williams
 Clerk of Course - Tom Williams



Computime Race Timing Systems Pty Ltd © 1996
 Licensed to Computime Race Timing Systems
www.computime.com.au
COMPUTIME RACE TIMING SYSTEMS PTY LTD
 9 Timber Lane, Glen Waverley, Vic 3150. Ph : 0418 17 13 17
 E-mail : scott@computime.com.au



2015 AUSTRALIAN SUPERBIKE CHAMPIONSHIP



Round 2 Morgan Park Raceway April 11 & 12



CLUB CHALLENGE FORMULA 3

Race 2

Date: 12/04/15
Event: R06
Weather: Sunny - Temp: 22.2C
Track: Dry - Temp: 32.0C

Started at: 10:15:10
Laps: 8
Starters: 14
Printed at: 10:31

PROVISIONAL SPEED TRAP

4 Tony CARROLL (QLD)/carrollraceteam.com Honda VFR 450

Finish line

1.952	2.758	65 kph
1:33.477	1.080	167 kph
3:00.950	1.106	163 kph
4:29.101	1.129	159 kph
5:57.621	1.072	168 kph
7:26.126	1.067	169 kph
8:53.015	1.091	165 kph
10:21.026	1.083	166 kph

7 Michael WEBB (QLD)/The Mojo Webb Band Honda VFR 400

Finish line

2.333	2.326	77 kph
1:32.969	1.095	164 kph
3:00.800	1.102	163 kph
4:29.090	1.109	162 kph
5:57.544	1.097	164 kph
7:26.096	1.100	164 kph
8:54.794	1.101	163 kph
10:23.435	1.096	164 kph

14 Michael BUSHELL (QLD) Honda CBRR 250

Finish line

3.599	2.276	79 kph
1:40.227	1.192	151 kph
3:12.628	1.196	151 kph
4:45.408	1.210	149 kph
6:18.814	1.244	145 kph
7:51.416	1.220	148 kph
9:24.412	1.216	148 kph
10:57.715	1.215	148 kph

22 Glenn CHANDLER (QLD) Honda CBRR 250

Finish line

2.442	2.456	73 kph
1:36.036	1.173	153 kph
3:05.213	1.195	151 kph
4:33.934	1.198	150 kph

Chief Time Keeper - Scott Laing

Clerk of Course - Tom Williams




Computime Race Timing Systems Pty Ltd © 1996
Licensed to Computime Race Timing Systems

www.computime.com.au

COMPUTIME RACE TIMING SYSTEMS PTY LTD

9 Timber Lane, Glen Waverley, Vic 3150. Ph : 0418 17 13 17

E-mail : scott@computime.com.au



2015 AUSTRALIAN SUPERBIKE CHAMPIONSHIP



Round 2
Morgan Park Raceway
April 11 & 12



CLUB CHALLENGE FORMULA 3

Race 2

Date: 12/04/15
Event: R06
Weather: Sunny - Temp: 22.2C
Track: Dry - Temp: 32.0C

Started at: 10:15:10
Laps: 8
Starters: 14
Printed at: 10:31

PROVISIONAL SPEED TRAP

6:02.589	1.201	150 kph
7:31.878	1.197	150 kph
9:01.060	1.192	151 kph
10:29.853	1.194	151 kph

33 Michael PILLINGER (QLD)/www.bugoffscreens.com.au / Bugoff Retractable Inset Screens Suzuki SV 650

Finish line

2.422	2.327	77 kph
1:35.799	1.135	159 kph
3:05.680	1.135	159 kph
4:35.636	1.140	158 kph
6:05.995	1.144	157 kph
7:37.396	1.144	157 kph
9:08.281	1.156	156 kph
10:41.867	1.153	156 kph

36 Keith HOARE (QLD)/Unreal Plates / WTW Customs Hyosung GT 650

Finish line

2.827	2.244	80 kph
1:39.132	1.141	158 kph
3:12.015	1.142	158 kph
4:44.495	1.112	162 kph
6:17.776	1.121	161 kph
7:50.972	1.130	159 kph
9:23.866	1.152	156 kph
10:56.953	1.138	158 kph

41 John NAFFA (QLD)/Tyres for Bikes Honda CBRR 250

Finish line

3.813	2.348	77 kph
1:40.865	1.241	145 kph
3:13.533	1.246	144 kph
4:46.190	1.252	144 kph
6:19.741	1.258	143 kph
7:53.435	1.257	143 kph
9:26.169	1.247	144 kph
10:58.633	1.246	144 kph

45 Damien HOARE (QLD)/Unreal Plates / WTW Customs / dirtyhoaremotorsport.weebly.com Hyosung GT 650


Finish line

Chief Time Keeper - Scott Laing

Clerk of Course - Tom Williams



Computime Race Timing Systems Pty Ltd © 1996
Licensed to Computime Race Timing Systems
www.computime.com.au
COMPUTIME RACE TIMING SYSTEMS PTY LTD
9 Timber Lane, Glen Waverley, Vic 3150. Ph : 0418 17 13 17
E-mail : scott@computime.com.au



2015 AUSTRALIAN SUPERBIKE CHAMPIONSHIP



Round 2
Morgan Park Raceway
April 11 & 12



CLUB CHALLENGE FORMULA 3

Race 2

Date: 12/04/15
Event: R06
Weather: Sunny - Temp: 22.2C
Track: Dry - Temp: 32.0C

Started at: 10:15:10
Laps: 8
Starters: 14
Printed at: 10:31

PROVISIONAL SPEED TRAP

3.667	2.113	85 kph
1:43.348	1.134	159 kph
3:17.505	1.121	161 kph
4:51.648	1.124	160 kph
6:25.984	1.152	156 kph
8:01.462	1.114	162 kph
9:37.503	1.127	160 kph
11:12.116	1.111	162 kph

51 John CARPENTER (QLD) Honda RVFR 400

Finish line

3.081	2.191	82 kph
1:39.076	1.130	159 kph
3:11.257	1.137	158 kph
4:44.344	1.139	158 kph
6:17.605	1.128	160 kph
7:50.685	1.127	160 kph
9:23.963	1.117	161 kph
10:57.673	1.101	163 kph

63 Mark GORDON (QLD)/M-cycle MAD Mechanical & Dyno / Mick's Bike & Car Tyres Centre Suzuki SV 650

Finish line

1.975	2.402	75 kph
1:33.966	1.088	165 kph
3:02.248	1.094	165 kph
4:30.904	1.089	165 kph
5:59.275	1.077	167 kph
7:27.718	1.080	167 kph
8:55.513	1.066	169 kph
10:23.471	1.055	171 kph

67 Peter IWERS (QLD) Honda CBRR 250

Finish line


3.233	2.423	74 kph
1:40.015	1.226	147 kph
3:12.532	1.234	146 kph
4:45.355	1.237	146 kph
6:19.392	1.242	145 kph
7:52.378	1.241	145 kph

Chief Time Keeper - Scott Laing

Clerk of Course - Tom Williams



Computime Race Timing Systems Pty Ltd © 1996
Licensed to Computime Race Timing Systems
www.computime.com.au
COMPUTIME RACE TIMING SYSTEMS PTY LTD
9 Timber Lane, Glen Waverley, Vic 3150. Ph : 0418 17 13 17
E-mail : scott@computime.com.au



2015 AUSTRALIAN SUPERBIKE CHAMPIONSHIP



Round 2 Morgan Park Raceway April 11 & 12



CLUB CHALLENGE FORMULA 3

Race 2

Date: 12/04/15
Event: R06
Weather: Sunny - Temp: 22.2C
Track: Dry - Temp: 32.0C

Started at: 10:15:10
Laps: 8
Starters: 14
Printed at: 10:31

PROVISIONAL SPEED TRAP

9:24.748	1.210	149 kph
10:57.514	1.243	145 kph

73 Gary DICKSON (QLD)/TeamTiger.com.au Honda CBRR 250

Finish line

4.266	2.056	88 kph
1:43.884	1.179	153 kph
3:18.573	1.209	149 kph
4:53.078	1.193	151 kph
6:27.221	1.196	151 kph
8:02.111	1.206	149 kph
9:37.960	1.202	150 kph
11:13.242	1.212	149 kph

88 John FERRARO (QLD)/M-cycle MAD Mechanical & Dyno / Mick's Bike & Car Tyres Centre Suzuki SV 650

Finish line

4.529	1.976	91 kph
1:44.468	1.099	164 kph
3:20.622	1.111	162 kph
4:57.928	1.128	160 kph
6:35.067	1.131	159 kph
8:11.996	1.116	161 kph
9:49.479	1.138	158 kph
11:29.331	1.146	157 kph

741 John WATTON (QLD) Suzuki RGV 250

Finish line

4.798	2.279	79 kph
1:43.731	1.168	154 kph
3:18.483	1.188	152 kph
4:52.829	1.184	152 kph
6:26.442	1.150	157 kph
8:00.333	1.183	152 kph
9:34.364	1.174	153 kph
11:08.015	1.178	153 kph

The results are provisional until the end of the time limit for protests and appeals.


*** Riders 88 (John FERRARO (QLD)), 67 (Peter IWERS (QLD)), and 45 (Damien HOARE (QLD)) - 10 second penalties imposed by Clerk of Course for

Chief Time Keeper - Scott Laing

Clerk of Course - Tom Williams



Computime Race Timing Systems Pty Ltd © 1996
Licensed to Computime Race Timing Systems
www.computime.com.au
COMPUTIME RACE TIMING SYSTEMS PTY LTD
9 Timber Lane, Glen Waverley, Vic 3150. Ph : 0418 17 13 17
E-mail : scott@computime.com.au



2015 AUSTRALIAN SUPERBIKE CHAMPIONSHIP



Round 2
Morgan Park Raceway
April 11 & 12

PRESENTED BY



CLUB CHALLENGE FORMULA 3
Race 2

Date: 12/04/15
Event: R06
Weather: Sunny - Temp: 22.2C
Track: Dry - Temp: 32.0C

PROVISIONAL SPEED TRAP

Started at: 10:15:10
Laps: 8
Starters: 14
Printed at: 10:31

jumped starts ***

Chief Time Keeper - Scott Laing

Clerk of Course - Tom Williams



Computime Race Timing Systems Pty Ltd © 1996
Licensed to Computime Race Timing Systems
www.computime.com.au
COMPUTIME RACE TIMING SYSTEMS PTY LTD
9 Timber Lane, Glen Waverley, Vic 3150. Ph : 0418 17 13 17
E-mail : scott@computime.com.au

